

---

Susan Hansen, M.D.

*Edward J. Davis*  
Edward Davis, M.D. D<sub>s</sub> /

---

Thomas Becker, M.D.

---

Martin Moran, M.D.

---

H. Robert Harrison, M.D.

---

Lance R. Goodman, M.D.

---

Manuel Porth, M.D.

---

Mike Burgess, M.D.

---

Kevin Molk, M.D.

---

Susan Hansen, M.D.

---

Edward Davis, M.D.

---

Thomas Backer, M.D.

---

*Martin Moran M.D.*  
Martin Moran, M.D.

---

H. Robert Harrison, M.D.

---

Lance R. Goodman, M.D.

---

Manual Porth, M.D.

---

Mike Burgess, M.D.

---

Kevin Moik, M.D.

---

Susan Hansen, M.D.

---

Edward Davis, M.D.


---

Thomas Backer, M.D.

---

Martin Moran, M.D.

---

  
H. Robert Harrison, M.D.

---

Lance R. Goodman, M.D.

---

Manual Porth, M.D.

---

Mike Burgess, M.D.

---

Kevin Molk, M.D.

---

Susan Hansen, M.D.

---

Edward Davis, M.D.

---

Thomas Bucker, M.D.

---

Martin Moran, M.D.

---

H. Robert Harrison, M.D.

*Lance R. Goodman*

---

Lance R. Goodman, M.D.

---

Manual Porth, M.D.

---

Mike Burgess, M.D.

---

Kevin Molik, M.D.

---

Susan Hansen, M.D.

---

Edward Davis, M.D.

---

Thomas Backer, M.D.

---

Martin Moran, M.D.

---

H. Robert Harrison, M.D.

---

Lance R. Goodman, M.D.



---

Manual Porth, M.D.

---

Mike Burgess, M.D.

---

Kevin Molk, M.D.

---

Susan Hansen, M.D.

---

Edward Davis, M.D.

---

Thomas Backer, M.D.

---

Martin Moran, M.D.

---

H. Robert Harrison, M.D.

---

Lance R. Goodman, M.D.

---

Manual Porth, M.D.

---

  
Mike Burgess, M.D.

---

Kevin Molk, M.D.

---

Susan Hansen, M.D.

---

Edward Davis, M.D.

---

Thomas Backer, M.D.

---

Martin Moran, M.D.

---

H. Robert Harrison, M.D.

---

Lance R. Goodman, M.D.

---

Manual Porth, M.D.

---

Mike Burgess, M.D.

---



---

Kevin Molk, M.D.

---

Timothy N. Kaiser, M.D.

  
Suzanne LeBel Corrigan, M.D.

---

F. Scott Gray, M.D.

---

Sue McIntosh, M.D.

---

J. Kevin Lynch, M.D.

---

Karen Laugel, M.D.

---

Stephen R. Levinson, M.D.

---

Edgar Borrero, M.D.

---

Malcolm Gottesman, M.D.





F. Scott Gray, M.D.

Sue McIntosh, M.D.

J. Kevin Lynch, M.D.

Karen Laugel, M.D.

Stephen R. Levinson, M.D.

Edgar Borrero, M.D.

Malcolm Gottesman, M.D.

Michael Hellstrom, M.D.

Lawrence Weiner, M.D.

Zachary Rosenberg, M.D.

F. Scott Gray, M.D.

*Sue McIntosh, MD*  
Sue McIntosh, M.D.

J. Kevin Lynch, M.D.

Karen Laugel, M.D.

Stephen R. Levinson, M.D.

Edgar Borrero, M.D.

Malcolm Gottesman, M.D.

Michael Hellstrom, M.D.

Lawrence Weiner, M.D.

Zachary Rosenberg, M.D.

F. Scott Gray, M.D.

Sue McIntosh, M.D.

*J. Kevin Lynch*  
J. Kevin Lynch, M.D.

Karen Laugel, M.D.

Stephen R. Levinson, M.D.

Edgar Borrero, M.D.

Malcolm Gottesman, M.D.

Michael Hellstrom, M.D.


Lawrence Weiner, M.D.

Zachary Rosenberg, M.D.

F. Scott Gray, M.D.

Sue McIntosh, M.D.

J. Kevin Lynch, M.D.

  
Karen Laugel, M.D.

Stephen R. Levinson, M.D.

Edgar Borrero, M.D.

Malcolm Gottesman, M.D.

Michael Hellstrom, M.D.

Lawrence Weiner, M.D.

Zachary Rosenberg, M.D.

F. Scott Gray, M.D.

Sue McIntosh, M.D.

J. Kevin Lynch, M.D.

Karen Laugel, M.D.

*Stephen R. Levinson, M.D.*  
Stephen R. Levinson, M.D.

Edgar Borrero, M.D.

Malcolm Gottesman, M.D.

Michael Hellstrom, M.D.

Lawrence Weiner, M.D.

Zachary Rosenberg, M.D.

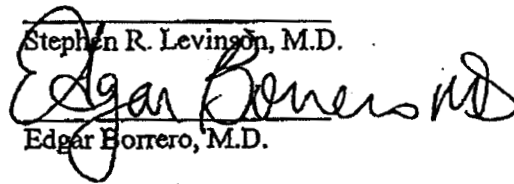
F. Scott Gray, M.D.

Sue McIntosh, M.D.

J. Kevin Lynch, M.D.

Karen Laugel, M.D.

Stephen R. Levinson, M.D.



Edgar Borrero, M.D.

Malcolm Gottesman, M.D.

Michael Hellstrom, M.D.

Lawrence Weiner, M.D.

Zachary Rosenberg, M.D.

F. Scott Gray, M.D.

Sue McIntosh, M.D.

J. Kevin Lynch, M.D.

Karen Langel, M.D.

Stephen R. Levinson, M.D.

Edgar Borrero, M.D.

*Malcolm Gottsman, M.D.*  
Malcolm Gottsman, M.D.

Michael Hellstrom, M.D.

Lawrence Weiner, M.D.

Zachary Rosenberg, M.D.

F. Scott Gray, M.D.

Sue McIntosh, M.D.

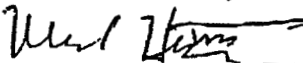
J. Kevin Lynch, M.D.

Karen Laugel, M.D.

Stephen R. Levinson, M.D.

Edgar Borrero, M.D.

Malcolm Gottesman, M.D.

  
Michael Hellstrom, M.D.

Lawrence Weiner, M.D.

Zachary Rosenberg, M.D.



F. Scott Gray, M.D.

Sue McIntosh, M.D.

J. Kevin Lynch, M.D.

Karen Laugel, M.D.

Stephen R. Levinson, M.D.

Edgar Borrero, M.D.

Malcolm Gottesman, M.D.

Michael Hellstrom, M.D.

Lawrence Weiser, M.D.

(for Dr. Weiser ... signed  
by David Pernick, MD)

Zachary Rosenberg, M.D.

F. Scott Gray, M.D.

Sue McIntosh, M.D.

J. Kevin Lynch, M.D.

Karen Laugel, M.D.

Stephen R. Levinson, M.D.

Edgar Borrero, M.D.

Malcolm Gotesman, M.D.

Michael Hellstrom, M.D.

Lawrence Weiner, M.D.

Zachary Rosenberg, M.D.

*Zachary Rosenberg*

**SIGNATORY MEDICAL SOCIETIES:**

**ALASKA STATE MEDICAL ASSOCIATION**

A handwritten signature in cursive script, appearing to read "Alex Malter", written over a horizontal line.

**Name: Alex Malter, MD**

**Title: President**

---

**Name: James J. Jordan**

**Title: Executive Director**


**SIGNATORY MEDICAL SOCIETIES:**

**ALASKA STATE MEDICAL ASSOCIATION**

---

**Name: Alex Maltor, MD**

**Title: President**



---

**Name: James J. Jordan**

**Title: Executive Director**

CONNECTICUT STATE MEDICAL  
SOCIETY

*Timothy B. Norbeck*

Name: Timothy B. Norbeck

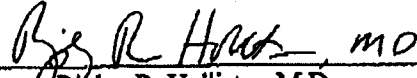
Title: Executive Director

*Isaac Goodrich, MD*

Name: Isaac Goodrich, MD

Title: President

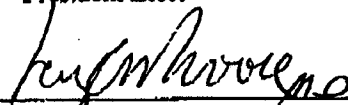
EL PASO COUNTY MEDICAL  
SOCIETY



Name: Ripley R. Hollister, M.D.  
Title: President




Name: Patricia A. Fodor, M.D.  
Title: President Elect

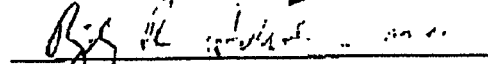


Name: Larry A. Moore, M.D.  
Title: EP CMS Board of Directors

EL PASO COUNTY MEDICAL SOCIETY



Patricia A. Fodor, M.D.  
President-Elect

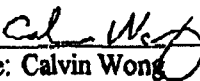


Ripley R. Hollister, M.D.  
President




Larry A. Moore  
EPCMS Board of Directors

**HAWAII MEDICAL ASSOCIATION**

  
Name: Calvin Wong  
Title: President



NEBRASKA MEDICAL ASSOCIATION

A handwritten signature in black ink that reads "Sandra A. Johnson". The signature is written in a cursive style with a horizontal line underneath the name.

Name: Sandra A. Johnson

Title: Executive Vice President


NEW HAMPSHIRE MEDICAL SOCIETY

Peter L. Forssell, MD Pres N.H. Medical Soc.

Name: Peter L. Forssell, M.D.

Title: President


MEDICAL SOCIETY OF NEW JERSEY

A handwritten signature in black ink, appearing to read "Mark T. Olesnicky, M.D.", written over a horizontal line.

Name: Mark T. Olesnicky, M.D.

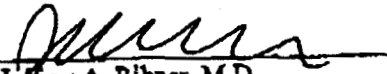
Title: President

MEDICAL SOCIETY OF THE STATE OF  
NEW YORK

A handwritten signature in black ink, appearing to read "Charles N. Aswad, M.D.", written in a cursive style.

Name: Charles N. Aswad, M.D.  
Title: EVP/CEO

MEDICAL SOCIETY OF THE STATE OF  
NEW YORK

  
Name: Jeffrey A. Ribner, M.D.  
Title: President

NORTH CAROLINA MEDICAL SOCIETY

A handwritten signature in black ink, appearing to read "Robert W. Seligson", written over a horizontal line.

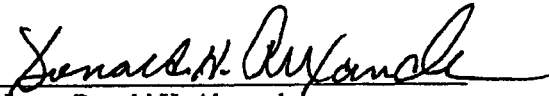
Name: Robert W. Seligson

Title: Executive Vice President, CEO

SOUTH CAROLINA MEDICAL SOCIETY

  
Name: Todd K. Atwater  
Title: Chief Executive Officer

TENNESSEE MEDICAL ASSOCIATION

A handwritten signature in cursive script, appearing to read "Donald H. Alexander", written over a horizontal line.

Name: Donald H. Alexander

Title: Chief Executive Officer



---


Mary Schmidt, M.D.  
President, Medical Society of  
Northern Virginia (formerly Fairfax County  
and Alexandria Medical Societies)

---

Nirmala Limaye, M.D.  
President, Arlington County Medical Society

---

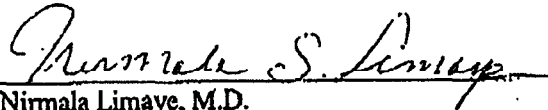
Kenneth Josovitz, M.D.  
President, Prince William County Medical  
Society

  
\_\_\_\_\_  
Randall Peyton, M.D.  
President, Loudoun County  
Medical Society

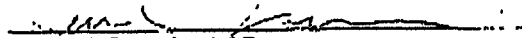
Collectively known as, and on behalf of,  
Northern Virginia Medical Societies



Mary Schmidt, M.D.  
President, Medical Society of  
Northern Virginia (formerly Fairfax County  
and Alexandria Medical Societies)



Nirmala Limaye, M.D.  
President, Arlington County Medical Society




Kenneth Josovitz, M.D.  
President, Prince William County Medical  
Society

---

Randall Peyton, M.D.  
President, Loudoun County  
Medical Society

**Collectively known as, and on behalf of,  
Northern Virginia Medical Societies**

WASHINGTON STATE MEDICAL  
ASSOCIATION


A handwritten signature in black ink, appearing to read "Thomas J. Curry", is written over a horizontal line.

Name: Thomas J. Curry

Title: Executive Director / CEO

CALIFORNIA MEDICAL ASSOCIATION

Name:  
Title:

A handwritten signature in black ink, consisting of a large, stylized initial 'C' followed by a series of loops and a long, wavy horizontal line extending to the right. The signature is written over a horizontal line.

MEDICAL ASSOCIATION OF GEORGIA

*Mark D. Lacey MD*

Name:

Title:

*President, M.A.G.*

FLORIDA MEDICAL ASSOCIATION

A handwritten signature in black ink, appearing to read 'Carl Lentz MD', written in a cursive style.

Carl Lentz, MD  
President

LOUISIANA STATE MEDICAL SOCIETY

Kenia L. Sanchez MD

Name:

Title:

DENTON COUNTY MEDICAL ASSOCIATION

*Allen H. Hume - President*

Name:

Title



TEXAS MEDICAL ASSOCIATION

A handwritten signature in black ink, appearing to read "Donald P. Wilcox", written over a horizontal line.

Name: Donald P. Wilcox

Title: General Counsel

VERMONT MEDICAL SOCIETY

A handwritten signature in black ink, appearing to read "Paul Harrington", written over a horizontal line.

Name: Paul Harrington  
Title: Executive Vice President

### Category One Code List

Dropped Code	Paid Code	Date of Service	Fee
11100	11300	January 1, 1996 – September 30, 1999	\$81.87
11100	11301	January 1, 1996 – September 30, 1999	\$81.87
11100	11302	January 1, 1996 – September 30, 1999	\$40.94†
11100	11303	January 1, 1996 – September 30, 1999	\$40.94†
11100	11305	January 1, 1996 – September 30, 1999	\$81.87
11100	11306	January 1, 1996 – September 30, 1999	\$81.87
11100	11307	January 1, 1996 – September 30, 1999	\$40.94†
11100	11308	January 1, 1996 – September 30, 1999	\$40.94†
11100	11310	January 1, 1996 – September 30, 1999	\$81.87
11100	11311	January 1, 1996 – September 30, 1999	\$40.94†
11100	11312	January 1, 1996 – September 30, 1999	\$40.94†
11100	11313	January 1, 1996 – September 30, 1999	\$40.94†
11100	11400	January 1, 1996 – September 30, 1999	\$40.94†
11100	17000	January 1, 1996 – September 30, 1999	\$81.87
11100	17003	January 1, 1996 – September 30, 1999	\$81.87
11100	17004	January 1, 1996 – September 30, 1999	\$40.94†
11100	17106	January 1, 1996 – September 30, 1999	\$40.94†
11100	17107	January 1, 1996 – September 30, 1999	\$40.94†
11100	17108	January 1, 1996 – September 30, 1999	\$40.94†
11100	17110	January 1, 1996 – September 30, 1999	\$81.87
11100	17111	January 1, 1996 – September 30, 1999	\$81.87
11100	17250	January 1, 1996 – September 30, 1999	\$81.87
11100	17260	January 1, 1996 – September 30, 1999	\$40.94†
11100	17261	January 1, 1996 – September 30, 1999	\$40.94†
11100	17262	January 1, 1996 – September 30, 1999	\$40.94†
11100	17263	January 1, 1996 – September 30, 1999	\$40.94†
11100	17264	January 1, 1996 – September 30, 1999	\$40.94
11100	17266	January 1, 1996 – September 30, 1999	\$40.94†
11100	17270	January 1, 1996 – September 30, 1999	\$40.94†
11100	17271	January 1, 1996 – September 30, 1999	\$40.94†
11100	17272	January 1, 1996 – September 30, 1999	\$40.94†
11100	17273	January 1, 1996 – September 30, 1999	\$40.94†
11100	17274	January 1, 1996 – September 30, 1999	\$40.94†
11100	17276	January 1, 1996 – September 30, 1999	\$40.94†
11100	17280	January 1, 1996 – September 30, 1999	\$40.94†
11100	17281	January 1, 1996 – September 30, 1999	\$40.94†
11100	17282	January 1, 1996 – September 30, 1999	\$40.94†
11100	17283	January 1, 1996 – September 30, 1999	\$40.94†
11100	17284	January 1, 1996 – September 30, 1999	\$40.94†
11100	17286	January 1, 1996 – September 30, 1999	\$40.94†

† Multiple Procedure Logic applied.  
 \* Additional documentation required.

Dropped Code	Paid Code	Date of Service	Fee
11100	17304	January 1, 1996 – September 30, 1999	\$40.94‡
11100	17305	January 1, 1996 – September 30, 1999	\$40.94‡
11100	17306	January 1, 1996 – September 30, 1999	\$40.94‡
11100	17307	January 1, 1996 – September 30, 1999	\$40.94‡
11100	17310	January 1, 1996 – September 30, 1999	\$40.94‡
11100	17340	January 1, 1996 – September 30, 1999	\$81.87
11100	17360	January 1, 1996 – September 30, 1999	\$40.94‡
11100	17380	January 1, 1996 – September 30, 1999	\$81.87
11100	17399	January 1, 1996 – September 30, 1999	\$81.87
17000	11300	January 1, 1996 – September 30, 1999	\$58.53
17000	11301	January 1, 1996 – September 30, 1999	\$29.27‡
17000	11302	January 1, 1996 – September 30, 1999	\$29.27‡
17000	11303	January 1, 1996 – September 30, 1999	\$29.27‡
17000	11305	January 1, 1996 – September 30, 1999	\$58.53
17000	11306	January 1, 1996 – September 30, 1999	\$29.27‡
17000	11307	January 1, 1996 – September 30, 1999	\$29.27‡
17000	11308	January 1, 1996 – September 30, 1999	\$29.27‡
17000	11310	January 1, 1996 – September 30, 1999	\$29.27‡
17000	11311	January 1, 1996 – September 30, 1999	\$29.27‡
17000	11312	January 1, 1996 – September 30, 1999	\$29.27‡
17000	11313	January 1, 1996 – September 30, 1999	\$29.27‡
17000	11400	January 1, 1996 – September 30, 1999	\$29.27‡
17003	11300	January 1, 1996 – September 30, 1999	\$14.16
17003	11301	January 1, 1996 – September 30, 1999	\$14.16
17003	11302	January 1, 1996 – September 30, 1999	\$14.16
17003	11303	January 1, 1996 – September 30, 1999	\$14.16
17003	11305	January 1, 1996 – September 30, 1999	\$14.16
17003	11306	January 1, 1996 – September 30, 1999	\$14.16
17003	11307	January 1, 1996 – September 30, 1999	\$14.16
17003	11308	January 1, 1996 – September 30, 1999	\$14.16
17003	11310	January 1, 1996 – September 30, 1999	\$14.16
17003	11311	January 1, 1996 – September 30, 1999	\$14.16
17003	11312	January 1, 1996 – September 30, 1999	\$14.16
17003	11313	January 1, 1996 – September 30, 1999	\$14.16
17003	11400	January 1, 1996 – September 30, 1999	\$14.16
17004	11300	January 1, 1996 – September 30, 1999	\$205.45
17004	11301	January 1, 1996 – September 30, 1999	\$205.45
17004	11302	January 1, 1996 – September 30, 1999	\$205.45
17004	11303	January 1, 1996 – September 30, 1999	\$205.45

‡ Multiple Procedure Logic applied.  
\* Additional documentation required.

EXHIBIT 1

Dropped Code	Paid Code	Date of Service	Fee
17004	11305	January 1, 1996 – September 30, 1999	\$205.45
17004	11306	January 1, 1996 – September 30, 1999	\$205.45
17004	11307	January 1, 1996 – September 30, 1999	\$205.45
17004	11308	January 1, 1996 – September 30, 1999	\$205.45
17004	11310	January 1, 1996 – September 30, 1999	\$205.45
17004	11311	January 1, 1996 – September 30, 1999	\$205.45
17004	11312	January 1, 1996 – September 30, 1999	\$205.45
17004	11313	January 1, 1996 – September 30, 1999	\$205.45
17004	11400	January 1, 1996 – September 30, 1999	\$205.45
17250*	36415	January 1, 1996 to the present	\$43.23
30140	31256	January 1, 1996 to the present	\$298.80
30140	31267	January 1, 1996 to the present	\$149.40‡
30140	31276	January 1, 1996 to the present	\$149.40‡
30140	31287	January 1, 1996 to the present	\$298.80
30140	31288	January 1, 1996 to the present	\$149.40‡
30520	31231	January 1, 1996 – September 30, 1999	\$462.54
30520	31233	January 1, 1996 – September 30, 1999	\$462.54
30520	31235	January 1, 1996 – September 30, 1999	\$462.54
30520	31237	January 1, 1996 – September 30, 2000	\$462.54
30520	31238	January 1, 1996 – September 30, 1999	\$462.54
30520	31239	January 1, 1996 – September 30, 1999	\$231.27‡
30520	31240	January 1, 1996 – September 30, 1999	\$462.54
30520	31254	January 1, 1996 – September 30, 1999	\$462.54
30520	31255	January 1, 1996 – September 30, 1999	\$231.27‡
30520	31256	January 1, 1996 – September 30, 1999	\$462.54
30520	31267	January 1, 1996 – September 30, 1999	\$462.54
30520	31276	January 1, 1996 – September 30, 1999	\$231.27‡
30520	31287	January 1, 1996 – September 30, 1999	\$462.54
30520	31288	January 1, 1996 – September 30, 1999	\$462.54
30520	31290	January 1, 1996 – September 30, 1999	\$231.27‡
30520	31292	January 1, 1996 – September 30, 1999	\$231.27‡
30520	31293	January 1, 1996 – September 30, 1999	\$231.27‡
30520	31294	January 1, 1996 – September 30, 1999	\$231.27‡
30901	Evaluation and Management Code (99211-99499)	January 1, 1996 to the present	\$114.39
31240	31254	January 1, 1996 to the present	\$90.87‡

‡ Multiple Procedure Logic applied.  
 \* Additional documentation required.

EXHIBIT 1

Dropped Code	Paid Code	Date of Service	Fee
31240	31255	January 1, 1996 to the present	\$90.87†
31240	31256	January 1, 1996 to the present	\$90.87†
31240	31267	January 1, 1996 to the present	\$90.87†
31240	31276	January 1, 1996 to the present	\$90.87†
31240	31287	January 1, 1996 to the present	\$90.87†
31240	31288	January 1, 1996 to the present	\$90.87†
35471	37205	January 1, 1996 – March 30, 2001	\$656.51
35473	37205	January 1, 1996 – March 30, 2001	\$200.67†
36145*	85018	January 1, 1996 to the present	\$125.10
36535	36535	January 1, 1996 – September 30, 2000	\$98.52†
42826	42145	January 1, 1996 to the present	\$140.22†
43239	43248	January 1, 1996 – November 30, 2001	\$286.17
43239	43249	January 1, 1996 – November 30, 2001	\$286.17
45384	45385	January 1, 1996 to the present	\$227.06†
57170	Evaluation and Management Code (99211-99499)	January 1, 1996 to the present	\$81.11
58300	Evaluation and Management Code (99211-99499)	January 1, 1996 to the present	\$90.29
58301	Evaluation and Management Code (99211-99499)	January 1, 1996 to the present	\$102.15
59025	Evaluation and Management Code (99211-99499)	January 1, 1996 – September 30, 2000	\$43.61
69210	Evaluation and Management Code (99211-99499)	January 1, 1996 – March 1, 2003	\$53.98

† Multiple Procedure Logic applied.

\* Additional documentation required.

EXHIBIT 1

Dropped Code	Paid Code	Date of Service	Fee
72193*	73000-73725	January 1, 1996 to the present	\$337.44
72193*	74160	January 1, 1996 to the present	\$337.44
74160*	72193	January 1, 1996 to the present	\$343.56
76946	76805	January 1, 1996 – March 30, 2001	\$82.25
81002	Evaluation and Management Code (99201-99499)	January 1, 1996 – March 1, 2003	\$3.37
81003	Evaluation and Management Code (99201-99499)	January 1, 1996 – March 1, 2003	\$2.94
85018*	36415	January 1, 1996 to the present	\$3.38
85095	85102	January 1, 1996 – March 30, 2000	\$177.90
95900	95903	January 1, 1996 – September 30, 2000	\$44.00
97001	97110	March 1, 2000 – September 30, 2000	\$69.63
97001	97112	March 1, 2000 – September 30, 2000	\$69.63
97001	97113	March 1, 2000 – September 30, 2000	\$69.63
97001	97116	March 1, 2000 – September 30, 2000	\$69.63
97001	97124	March 1, 2000 – September 30, 2000	\$69.63
97001	97139	March 1, 2000 – September 30, 2000	\$69.63
97001	97140	March 1, 2000 – September 30, 2000	\$69.63
97001	97150	March 1, 2000 – September 30, 2000	\$69.63
97001	97260	March 1, 2000 – September 30, 2000	\$69.63
97001	97504	March 1, 2000 – September 30, 2000	\$69.63
97001	97530	March 1, 2000 – September 30, 2000	\$69.63
97001	97532	March 1, 2000 – September 30, 2000	\$69.63
97001	97533	March 1, 2000 – September 30, 2000	\$69.63
97001	97535	March 1, 2000 – September 30, 2000	\$69.63
97001	97537	March 1, 2000 – September 30, 2000	\$69.63
97001	97542	March 1, 2000 – September 30, 2000	\$69.63
97001	97545	March 1, 2000 – September 30, 2000	\$69.63
97001	97545	March 1, 2000 – September 30, 2000	\$69.63
97001	97546	March 1, 2000 – September 30, 2000	\$69.63

‡ Multiple Procedure Logic applied.  
\* Additional documentation required.

**EXHIBIT I**

Dropped Code	Paid Code	Date of Service	Fee
99050	Evaluation and Management Code (99201-99499)	November 1, 2001 – March 30, 2002	\$22.69
99211	29520	January 1, 1996 – August 1, 2002	\$19.89
99212	29520	January 1, 1996 – August 1, 2002	\$35.96
99213	29520	January 1, 1996 – August 1, 2002	\$50.50
99214	29520	January 1, 1996 – August 1, 2002	\$78.81
99215	29520	January 1, 1996 – August 1, 2002	\$117.07
99211	29540	January 1, 1996 – August 1, 2002	\$19.89
99212	29540	January 1, 1996 – August 1, 2002	\$35.96
99213	29540	January 1, 1996 – August 1, 2002	\$50.50
99214	29540	January 1, 1996 – August 1, 2002	\$78.81
99215	29540	January 1, 1996 – August 1, 2002	\$117.07
99211	29550	January 1, 1996 – August 1, 2002	\$19.89
99212	29550	January 1, 1996 – August 1, 2002	\$35.96
99213	29550	January 1, 1996 – August 1, 2002	\$50.50
99214	29550	January 1, 1996 – August 1, 2002	\$78.81
99215	29550	January 1, 1996 – August 1, 2002	\$117.07
99211	29580	January 1, 1996 – August 1, 2002	\$19.89
99212	29580	January 1, 1996 – August 1, 2002	\$35.96
99213	29580	January 1, 1996 – August 1, 2002	\$50.50
99214	29580	January 1, 1996 – August 1, 2002	\$78.81
99215	29580	January 1, 1996 – August 1, 2002	\$117.07
99211	30300	January 1, 1996 – August 1, 2002	\$19.89
99212	30300	January 1, 1996 – August 1, 2002	\$35.96
99213	30300	January 1, 1996 – August 1, 2002	\$50.50
99214	30300	January 1, 1996 – August 1, 2002	\$78.81
99215	30300	January 1, 1996 – August 1, 2002	\$117.07
99211	54450	January 1, 1996 – August 1, 2002	\$19.89
99212	54450	January 1, 1996 – August 1, 2002	\$35.96
99213	54450	January 1, 1996 – August 1, 2002	\$50.50
99214	54450	January 1, 1996 – August 1, 2002	\$78.81
99215	54450	January 1, 1996 – August 1, 2002	\$117.07
99211	90471	January 1, 1996 – August 1, 2002	\$19.89
99212	90471	January 1, 1996 – August 1, 2002	\$35.96

‡ Multiple Procedure Logic applied.  
 \* Additional documentation required.

EXHIBIT 1



<b>Dropped Code</b>	<b>Paid Code</b>	<b>Date of Service</b>	<b>Fee</b>
99213	90471	January 1, 1996 – August 1, 2002	\$50.50
99214	90471	January 1, 1996 – August 1, 2002	\$78.81
99215	90471	January 1, 1996 – August 1, 2002	\$117.07
99211	90472	January 1, 1996 – August 1, 2002	\$19.89
99212	90472	January 1, 1996 – August 1, 2002	\$35.96
99213	90472	January 1, 1996 – August 1, 2002	\$50.50
99214	90472	January 1, 1996 – August 1, 2002	\$78.81
99215	90472	January 1, 1996 – August 1, 2002	\$117.07
99211	90473	January 1, 1996 – August 1, 2002	\$19.89
99212	90473	January 1, 1996 – August 1, 2002	\$35.96
99213	90473	January 1, 1996 – August 1, 2002	\$50.50
99214	90473	January 1, 1996 – August 1, 2002	\$78.81
99215	90473	January 1, 1996 – August 1, 2002	\$117.07
99211	98925	January 1, 1996 – August 1, 2002	\$19.89
99212	98925	January 1, 1996 – August 1, 2002	\$35.96
99213	98925	January 1, 1996 – August 1, 2002	\$50.50
99214	98925	January 1, 1996 – August 1, 2002	\$78.81
99215	98925	January 1, 1996 – August 1, 2002	\$117.07

‡ Multiple Procedure Logic applied.  
\* Additional documentation required.

**EXHIBIT 1**

UNITED STATES DISTRICT COURT  
FOR THE SOUTHERN DISTRICT OF FLORIDA  
MIAMI DIVISION

MDL NO.: 1334

IN RE: MANAGED CARE LITIGATION

---

THIS DOCUMENT RELATES ONLY TO  
PROVIDER TRACK CASES

---

CHARLES B. SHANE, M.D., et al.

Plaintiffs,

v.

HUMANA, INC.; AETNA, INC.; AETNA –USHC, INC.;  
CIGNA; COVENTRY HEALTH CARE, INC.;  
HEALTH NET, INC.; HUMANA HEALTH PLAN, INC.;  
PACIFICARE HEALTH SYSTEMS, INC.; PRUDENTIAL  
INSURANCE COMPANY OF AMERICA; UNITED HEALTH  
GROUP; UNITED HEALTH CARE; WELLPOINT HEALTH  
NETWORKS, INC.; AND ANTHEM, INC.

Defendants.

---

TIMOTHY N. KAISER, M.D., and SUZANNE LeBEL  
CORRIGAN, M.D., on behalf of a class of others similarly situated,

Plaintiffs,

v.

CIGNA CORPORATION; CIGNA HEALTHCARE OF  
ST. LOUIS, INC.; and CIGNA HEALTHCARE OF  
TEXAS, INC.,

Defendants.

---

**ORDER PRELIMINARILY APPROVING PROPOSED SETTLEMENT AMONG  
CIGNA HEALTHCARE AND PHYSICIANS**

The Court having reviewed and considered the Joint Motion for Preliminary Approval of Settlement Among *CIGNA HealthCare* and Physicians (“Joint Motion”) filed on September 4, 2003, and having reviewed and considered the terms and

EXHIBIT 2